



Saint-Petersburg:

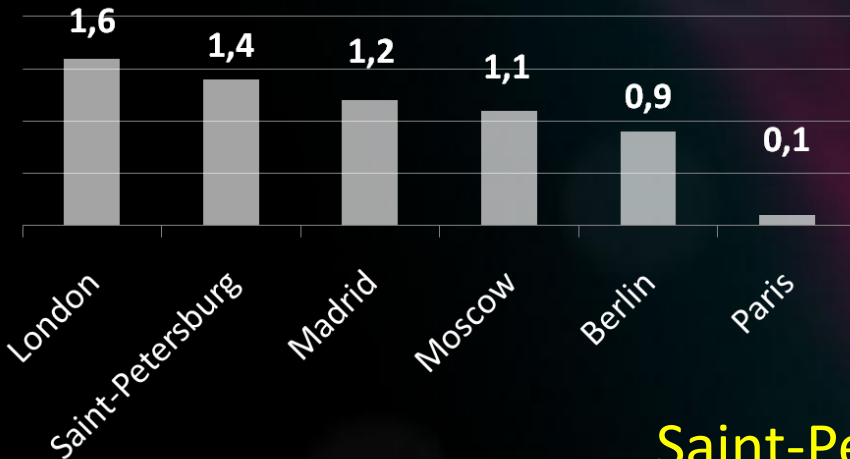
INVESTMENT ATTRACTIVENESS AND DEVELOPMENT TRENDS

Dublin
March, 2011

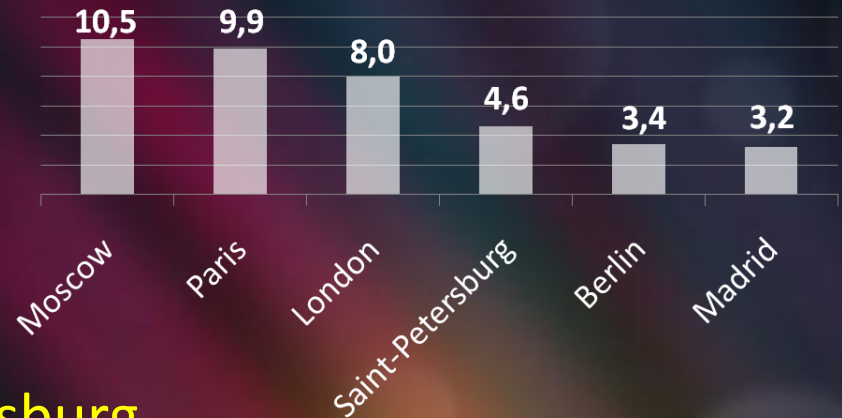
Igor Deviatko

Head of Investment Promotion
Committee for Investments and Strategic Projects
Government of Saint-Petersburg

European cities area, thous sq km



European cities population, mln people



Saint-Petersburg

Transport centre

- 2 airport terminals
- 5 railway terminals
- Big Port of Saint-Petersburg:
 - 65% of Russian container turnover
 - 52% of Russian import

Industrial centre

- 20% of GDP
- 720 manufacturing enterprises

Scientific centre

- 400 R&D organizations
- 13 technology and innovative incubators
- 88 thousand scientists

Tourist centre

- 5.1 million tourists
- 7 800 architectural monuments
- 200 museums
- 49 theatres

Investment Saint-Petersburg 2010

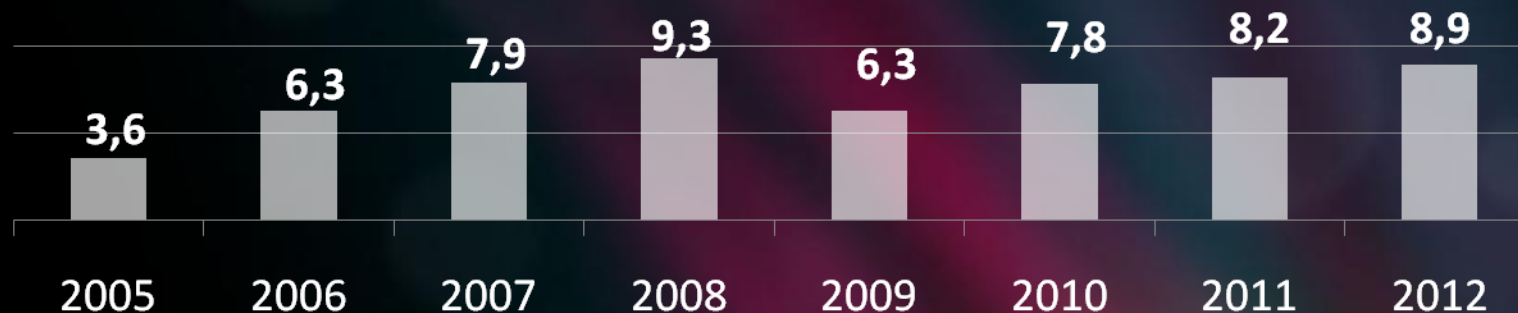
Capital Investments € 9,5

- Real estate, renting and business activities 20.87%
- Construction 19.21%
- Transport and communications 17.99%
- Production and distribution of electricity, gas and water 16.45%
- Manufacturing 11.61%

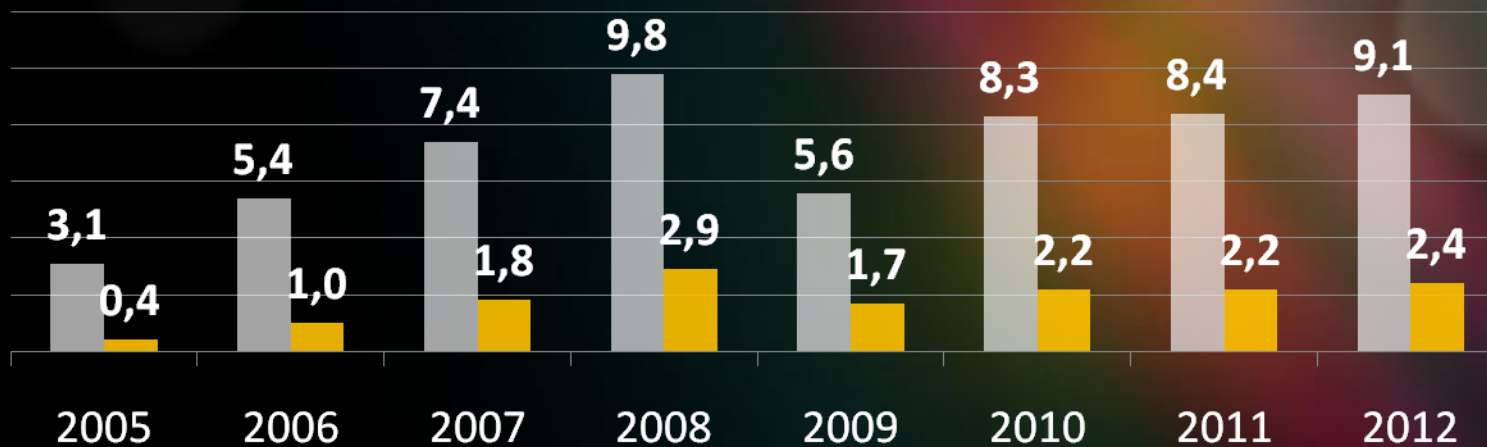
Foreign Investment € 3,8 bln.

- Manufacturing 90%
- FDI € 380 mln.

Budget revenues, bln Euro



Budget expenses and investment component, bln Euro



- Budget expenses, bln Euro
- Address investment programm, bln Euro



Highway Western High-Speed Diameter



Orlovsky Toll Tunnel under Neva River




Marine passenger terminal



Ring Road



Elevated Express



"Pulkovo" airport

Automotive Cluster

| Company | Timing | Investments |
|-------------------------|-----------|-------------|
| Toyota | 2005-2007 | \$ 100 mln. |
| General Motors | 2003-2008 | \$ 75 mln. |
| Nissan | 2006-2009 | \$ 200 mln. |
| Hyundai | 2007-2010 | \$ 400 mln. |
| Hyundai auto components | 2008-2010 | \$ 200 mln. |
| Suzuki | 2007-2010 | \$ 115 mln. |
| Magna | 2006-2010 | \$ 103 mln. |



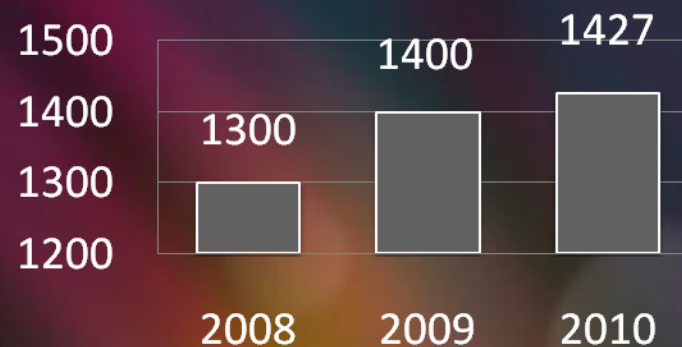
Saint-Petersburg cultural heritage



Hotels Allocation Program

| | Hotels | Rooms |
|--------------------|--------|-------|
| ★★★★★ | 12 | 2346 |
| ★★★★ | 32 | 6903 |
| ★★★ | 55 | 7803 |
| <i>Economy</i> | 33 | 3159 |
| <i>Mini Hotels</i> | 456 | 6065 |

Number of rooms



Number of rooms in Saint-Petersburg – 27 083

www.hotelinvest.ru

| <p style="text-align: center;">Federal Concession Agreement Act № 115-Φ3 dated 21.07.2005</p> | <p style="text-align: center;">Saint-Petersburg PPP Act № 627-100 dated 25.12.2006</p> |
|--|--|
| <p>concession only (BTO)</p> | <p>other PPP forms (BTO; BOT; BO; Exclusive rights transfer)</p> |
| <p>one step tender with prequalification phase</p> | <p>one or two steps tender</p> |
| <p>use of public funds, no details how</p> | <ul style="list-style-type: none"> • list of public expenses (various forms) • no changes in public obligations in case of lack of public funds |
| <p>security and transfer of rights before commissioning are not allowed</p> | <p>security and transfer of rights are allowed, step-in-rights and direct agreements are provided</p> |
| <ul style="list-style-type: none"> • guaranties on change of legislation • compensation of loss because of illegal public acts | <p>additional guaranties for concessionaire to enforce change of contract in case of:</p> <ul style="list-style-type: none"> • breach of contract • unfounded interference in concessionaire activities • mistakes in tender's papers • unknown problems on land plot (archaeological & historical monuments, mines etc) |



INVESTOR GUIDELINE

STATISTICS
ANALYTICS
EXECUTION

Saint
Petersburg
open city



<http://www.st-petersburg.ru>

Economy

Business-
Environment

Social-
Environment

Comfort

Doing Business

Financial Industry

Banking Sector Conditions

Insurance Sector

Largest Investment Companies

Commercial Real Estate

Office Real Estate

Retail Real Estate

Storage Real Estate

Hotel Real Estate

Transport Infrastructure

Communication and Information

Business Activity

Science and Innovations

Meetings, Incentives, Conferences
and Exhibitions Infrastructure

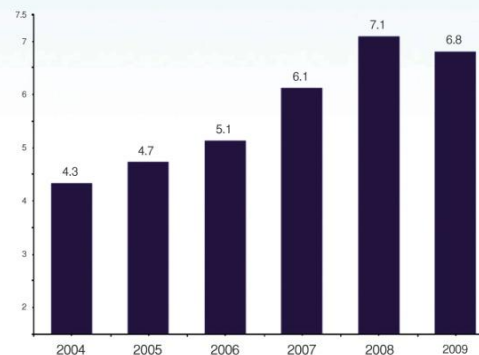
The developed financial infrastructure of Saint-Petersburg makes it possible to use all the necessary the tools and to attract resources in order to fulfill investment projects.

The geographical multi-profile transport-logistic network of the city is capable of satisfying the need of businesses for the highest quality services.

The dynamically developing market for commercial real estate in the city offers high-class office, commercial and warehouse areas. Nevertheless, their need, like earlier, remains high and this thus makes this market attractive for investment.

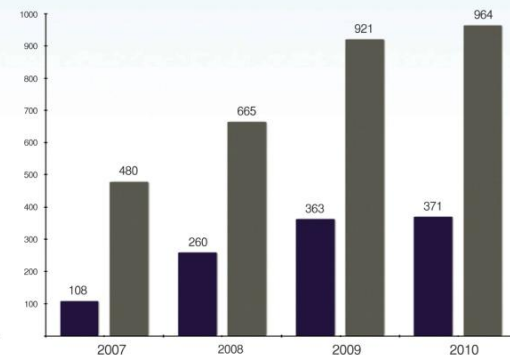
Saint-Petersburg is striving to create all the conditions required in order to become one of the leading business centers in the world. This effort is appreciated by the leading Russian and international companies which have opened their representative offices and enterprises here.

Pulkovo Airport passenger traffic, (million passengers)



In the first half-year of 2010, the volume of Pulkovo Airport passenger traffic came to 3.6 million passengers, which is 29.5% more than the same rate for the analogous period in 2009.

The amount of functioning office space, (thousands of square meters)



The data presented is as of the first half-year of 2010.

Thank you for your attention.

Igor Deviatko

Head of Investment Promotion

Committee for Investments and Strategic Projects

Government of Saint-Petersburg

deviatko@cisp.gov.spb.ru

+ 7 812 576 4537

Saint-
Petersburg
opencity

